

Electrical Solutions Guide

Your complete guide to electrical and
energy management in the home

Make the most of your energy

Schneider
Electric

This informative and easy to understand guide from Schneider Electric is designed to assist you in planning the electrical requirements for your home.





Table of contents

- 4 Electrical product selection
- 6 Match your style
- 16 Energy efficiency options
- 18 Electrical safety
- 20 The smart home
- 28 Electrical made easy

Match your style

It is often assumed that there are no options outside the standard white plastic switch.






Nothing could be further from the truth!



Schneider Electric design, develop, and
manufacture PDL & Clipsal electrical products





PRODUCT	SWITCH & SOCKET	COLOUR OPTION	
Saturn Elegant glass look		<input type="radio"/> Ocean Mist	<input type="radio"/> Pure White
Saturn Horizon Sophisticated textures		<input type="radio"/> Horizon Silver	<input checked="" type="radio"/> Horizon Black
Saturn OneTouch™ Touch sensitive		<input type="radio"/> Ocean Mist	<input type="radio"/> Pure White
Strato 800 Series™ Contemporary style		<div><input type="radio"/> Brushed Aluminium</div> <div><div>↳ Black surround</div><div>↳ White surround</div></div>	
Modena 800 Series™ European curves		<div><div><input type="radio"/> White</div><div><input checked="" type="radio"/> Black</div><div><input type="radio"/> Charcoal</div><div><input checked="" type="radio"/> Blue</div><div><input type="radio"/> Chrome</div></div> <div><div><input checked="" type="radio"/> Red</div><div><input type="radio"/> Champagne</div><div><input type="radio"/> Gunmetal</div><div><input type="radio"/> Platinum</div></div>	

Base module colour options

☐ White

☒ Black

PRODUCT	SWITCH AND SOCKET	COLOUR OPTION
Metal Plate Series Sleek and stylish metal	 	<div> ● Solid Brass ● Stainless Steel </div> <hr/> Base module colour options <div> ○ White ● Black </div>
Slimline® Series Classic sliced extra thin	 	<div> ○ White ● Brushed Brass </div> <div> ● Black ● Chrome Shadow </div> <div> ○ Brushed Aluminium ● Gold </div> <div> ● Chrome </div> <hr/> Base module colour options <div> ○ White ● Chrome Shadow </div> <div> ● Black </div>
600 Series Design excellence	 	<div> ○ White ● Brushed Bronze </div> <div> ● Black ● Stainless Steel </div> <div> ● Polished Brass </div> <hr/> Base module colour options <div> ○ White ● Black </div>
Classic C2000 Series Traditional looks	 	<div> ○ White ● Gold </div> <div> ● Black ● Chrome </div> <div> ○ Brushed Aluminium </div> <hr/> Base module colour options <div> ○ White ● Black </div>



When selecting your socket outlets, try to be consistent with their orientation (ie. vertical or horizontal) throughout your home

Utilising different colours and plate finishes can change the whole look of your home's electrical fitout

MATCH YOUR STYLE



Saturn
Elegant glass look

Colour options



- ☐ Ocean Mist
- ☐ Pure White



Saturn Horizon

Sophisticated textures

Colour options



Horizon Silver



Horizon Black



- ☐ Horizon Silver
- ☐ Horizon Black



MATCH YOUR STYLE




Saturn OneTouch™

Touch sensitive

Colour options



Pure White



Ocean Mist



- Ocean Mist
- Pure White





Strato 800 Series™

Contemporary style



Brushed Aluminium
↳ Black surround



Colour options

- ☐ Brushed Aluminium
 - ↳ Black surround
 - ↳ White surround

Base module Colour options

- ☐ White
- ☒ Black

MATCH YOUR STYLE



Modena 800 Series™

European curves



White



Chrome



Gunmetal



Platinum



Gunmetal



Red



Gunmetal



Champagne



Blue



Black

Colour options

- ☐ White
- ☐ Black
- ☐ Charcoal
- ☐ Blue
- ☐ Chrome
- ☐ Red
- ☐ Champagne
- ☐ Gunmetal
- ☐ Platinum

Base module Colour options

- ☐ White
- ☐ Black



Metal Plate Series

Sleek and stylish metal



Stainless Steel



Solid Brass



Colour options

- Solid Brass
- Stainless Steel

Base module Colour options

- White
- Black

MATCH YOUR STYLE



Slimline® Series
Classic sliced extra thin



White



Chrome



Chrome Shadow



Black



Gold



White



Brushed Aluminium

Colour options

- ☐ White
- ☒ Black
- ☐ Brushed Aluminium
- ☐ Brushed Brass
- ☐ Chrome
- ☐ Chrome Shadow
- ☐ Gold

**Base module
Colour options**

- ☐ White
- ☒ Black
- ☐ Chrome Shadow



600 Series

Design excellence



White



Stainless Steel



Brushed Bronze



Black



Polished Brass



Colour options

- ☐ White
- ☐ Black
- ☐ Polished Brass
- ☐ Brushed Bronze
- ☐ Stainless Steel

Base module Colour options

- ☐ White
- ☐ Black

MATCH YOUR STYLE



Classic C2000 Series

Traditional looks




White



Brushed Aluminium



Black



Gold



Colour options

- White
- Black
- Brushed Aluminium
- Gold
- Chrome

Base module
Colour options

- White
- Black

Push for a change with IMPRESS

Bringing a whole new innovation to your electrical installation

Schneider Electric has again redefined the wall switch with the introduction of the IMPRESS range of push-button mechanisms.

Stylish

With its own blue LED indication and minimalistic profile, the new IMPRESS range blends in with existing push-button technologies found in the home or office.

Practical

The LED can be set to show when the power is on, great for when the light being controlled is in another room e.g. garage, or as a location aid in the dark.

Unique

IMPRESS push-button technology provides a uniquely different look and action from conventional rocker switches.

Reliable


IMPRESS push-buttons produce a smooth, consistent and quiet, quick-switching action with every push; and the same reliability as traditional switches.

Functional

With a 20A, 16AX rating, IMPRESS is also suitable for controlling fluorescent, energy saving and halogen lighting.

Renovate

The IMPRESS range suits most existing switch plates allowing you to modernise the look of an interior at a fraction of the cost.



Classic
C2000



Slimline



600 Series



Modena 800
Series



Strato 800 Series

Pop-up power outlets

Say goodbye to messy cords and no access to power

Great for bench tops, our convenient pop-up power outlet's flush, compact design, allows power points to be hidden when not in use.

- Incorporate a twin auto-switched socket outlet
- Safe power around the home and office
- Perfect for kitchens, pantries, offices and workshops



White



Stainless steel



Black



Energy efficiency options



Homes

+



Smart products

=



Lower running costs



Transform your standard light switch to be auto sensing

Set and forget... put timers on towel rails and fans

- > **Monitor** and reduce power consumption
- > **Simple** energy-efficient products make it easy!
- > Make the most of your energy and **save money** on electrical bills without compromising your lifestyle or the look of your home

Timer switches

Using a timer to turn the towel rail on for two hours per day reduces the consumption rate from having it running continuously.



Potential savings
\$106 per year

Light dimmers

Using a dimmer for just 50% of the time to reduce illumination to half brightness can save you money.



Potential savings
\$53 per year

Indoor sensors

An indoor sensor turns your lights on only when required. Even when triggered throughout the night, you can save by not having them on continuously.



Potential savings
\$204 per year

Sunset switches

Sunset switches control lighting at dusk and automatically adjust to daylight saving and gradual seasonal changes.



Potential savings
\$48 per year

Energy monitors

Monitor your electricity usage on a bench top display; set and track targets.



Monitor your energy use &
save up to 10% of your energy bill

Savings examples...

All savings are estimates only and are based on an electricity tariff rate of 22c per kilowatt hour. Actual energy and cost savings will depend on individual usage patterns and local conditions.

Electrical safety

Protect your most valuable assets



Surge protection
can be installed to
protect your valuable
electronic equipment











Hard wired smoke
alarms can be
interconnected

Three unique aspects everyone must consider

- People protection
- Equipment protection
- Peace of mind

Refer to colours below to see where they can benefit

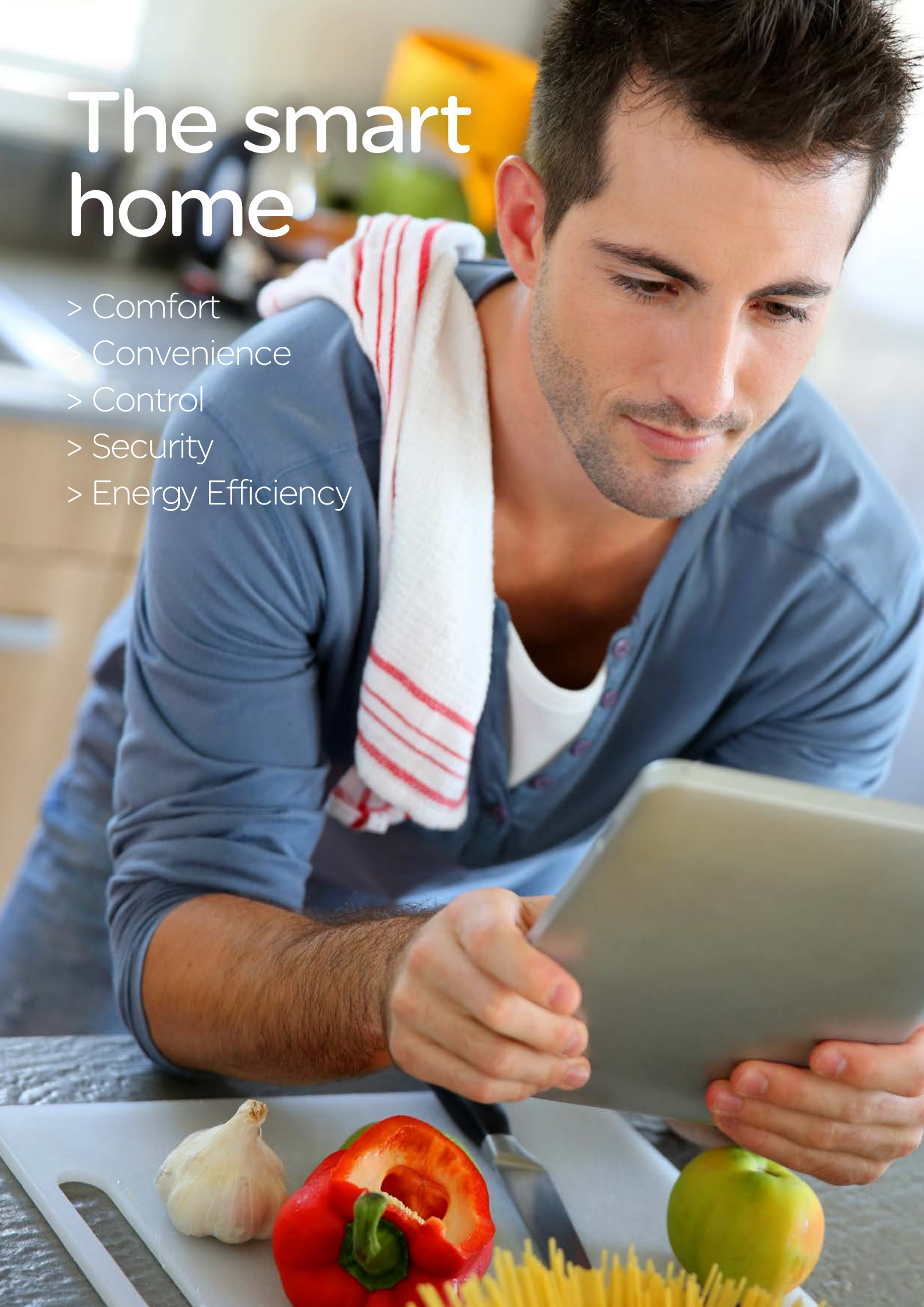
Safety products range retail

 <p>● ●</p> <p>Smoke alarms</p> <p>Hard wired - interconnectable</p>	 <p>● ●</p> <p>Waterproof switches</p> <p>Wet areas</p>	 <p>● ●</p> <p>Surge protection</p> <p>Electronic equipment</p>	 <p>● ●</p> <p>Shuttered sockets</p> <p>Safety barrier for toddlers</p>
 <p>● ●</p> <p>In- & out-door sensors</p> <p>Stairway, hallway, path & driveway safety at night</p>	 <p>● ●</p> <p>Emergency lighting</p> <p>Power outage lighting</p>	 <p>● ● ●</p> <p>Thermal trip sockets</p> <p>Overheating protection for high use areas</p>	 <p>● ●</p> <p>Outdoor ranges</p> <p>Weather protected</p>
 <p>● ●</p> <p>Safety switches</p> <p>Residual Current Device (RCD)</p>	 <p>● ● ● *</p> <p>Safety sockets</p> <p>RCD – protection against electrocution</p>		

* Some RCDs are designed for equipment protection

The smart home

- > Comfort
- > Convenience
- > Control
- > Security
- > Energy Efficiency





In simple terms, a smart home provides superior comfort, convenience, security and energy savings through intelligent control of lighting and electrical devices.



All simple and scalable


From simple lighting control to a fully automated house – options exist to cater for all needs and budgets.

It's up to you.



An “all off” switch at your door and beside your bed

Set scenes to suit your lifestyle and save energy



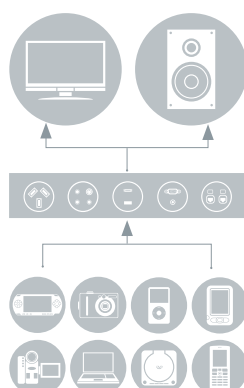
Home network

Becoming standard in every home, connection of TVs, computers, phones.



Multi room audio

Audio throughout your home from a simple stand-alone system, or integrated via Wiser Home Control.



EPIC organiser

Stylish and functional, a simple plate range for organising and connecting your smart devices



Wiser home control

Remote or automated control of different elements within your home, integrated solutions


LexCom Home Network

Home networks or home hubs are becoming defacto norm in many New Zealand homes. As technology evolves so does the need to connect it. Wifi systems play a big part in our daily activities helping to enable this connectivity, but these operate off or in-conjunction with a structured cabling system in todays environment.

The heart of the LexCom Home Premium Network is its unique structured cabling system. Its primary objective; to provide high bandwidth, quality video, voice and high speed data all within the comfort of your home. Pre-wiring your home for converging technologies with LexCom Home Premium Network structured cabling is the first step to enhancing your entertainment and communications experience. It will transform your home into

a multimedia haven and due to its unique construction and specification that meets and exceeds the Cat6 standard, it will increase the resale value of your home, providing a convincing edge when it comes time to sell. It's time to introduce your family to smart living with the simplicity of LexCom Home Premium Network – just connect and go.

Because the principles of the LexCom Home Premium Network system are founded on the single but powerful network cable used to distribute all signals around the home, LexCom Home Premium Network promises amazing flexibility as it is simple to change any outlet in any room to receive whichever incoming signal you require. A telephone outlet can easily be switched to receive TV or broadband within seconds.



EPIC Organiser

Entertainment, Power, Information, Connectivity

EPIC is a single, simple connection panel for modern home entertainment requirements, provides one custom modular point to dock all your digital technology needs into the TV and stereo including:

- > Laptop computers
- > Internet and email access
- > iPhone / iPod
- > MP3 players
- > Digital cameras and digital video – view pictures and video through your TV
- > DVD / CD player
- > Gaming consoles (PlayStation, Xbox)
- > Power point

EPIC's plug and & play accessibility will save you time and provide a stylish interface to connect your essential devices. **Add a touch of style anywhere in your rooms.**

Faceplate options



White glass



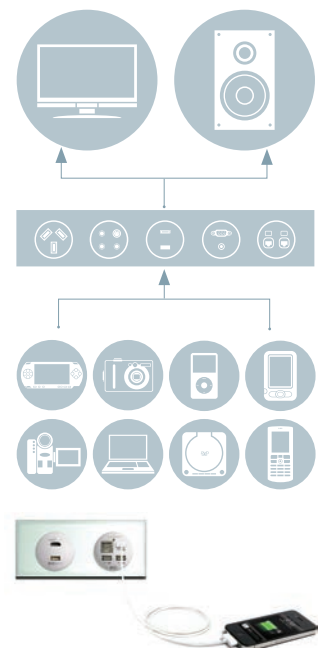
Black glass



Stainless steel finish

Modules available

- 2 Module
- 3 Module
- 4 Module
- 5 Module





Typical applications:

- > Outdoor Entertaining
- > Kitchen/ Dining Room
- > Bedrooms
- > Rumpus Room/ Games Room
- > Garage/ Home Gym

StarServe Audio

StarServe Audio is a cabling system that enables the user to distribute their favourite music to every room in the home with the flexibility of adding more music sources to every location.

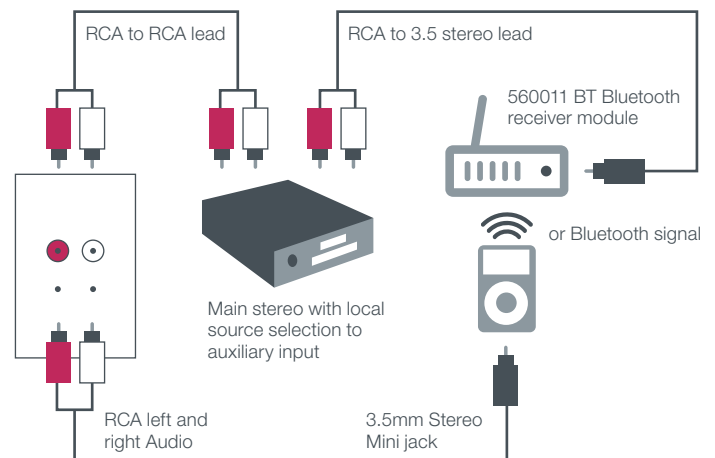
It's simple, affordable and easy to install, but best of all it's easy to use.

Additionally, the Bluetooth receiver module enables the simple wireless input of tunes from all compatible devices in the home environment.

Audio Distribution with Bluetooth

The flexibility of being able to listen to the radio, CDs, music DVDs, MP3 players or any music source is made easy with StarServe Audio Solutions.

The StarServe Audio Solutions Range can distribute any music source that has audio RCA output ports or 3.5mm Mini Jack ports.

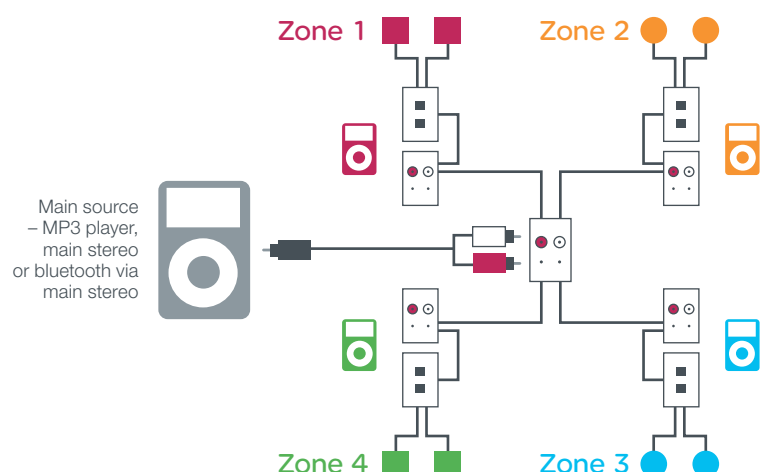


Multi room & multi source flexibility

Up to four zones can be 'star wired' with a Local Stereo Input Module at each zone.

Each zone can be operated independently for ON, OFF and volume settings.

Four zones can listen to the main music source or can listen to the local music source.



Take control by simply being Wiser




Wiser Home Control makes technology in your home easier by providing seamless control of music, home cinema, air conditioning, lighting, sprinkler systems, curtains and shutters, security systems... you name it.

Usable anytime, anywhere, even while you are away from home. Via preset shortcuts or direct control with the same look and feel control

interface from a light switch, a touch screen, a home computer, or even from your mobile phone or flat screen TV, there is no wiser way to enjoy 24/7 worldwide connectivity, comfort and convenience, entertainment and peace of mind!

So take control and enjoy every minute of your life by simply becoming Wiser!



It's simpler than you think!



The **Wiser pre-programmed pack** offers an easy to use lighting control system for your home with set functions already programmed. Simply have an electrician or Schneider Electric Approved Installer install the system in your home



Wiser pre-programmed pack



Wiser pre-programmed audio kit



What do you want to control?

Wiser Home automation can control a wide range of items in your home. For instance, you can control just lighting, or lighting and multi-room audio. Or, you can have your whole home automated to incorporate lighting, multi-room audio, air conditioning, heating, energy monitoring, blinds and curtains, security, surveillance, pool/spa equipment, audiovisual equipment and more; all into one intelligent, managed system.



What level of functionality do you desire?

The Wiser Home Control system is designed with maximum flexibility and functionality in mind. Wireless systems are perfect for use where one function or one room requires control, such as lighting in the living room. They can also be used to complement or extend existing Wiser installations. Wired systems are more suited to new homes or renovations, where cabling can be easily installed into the wall cavities during the building process. Functionality can be further enhanced through integration with other systems around your home.



What areas do you want to control?


Once you've worked out what elements you want to control, it's just as important to consider what areas of your home you want to control. A wired or wireless Wiser Home Control system can be installed to control one or more elements in selected rooms or throughout your entire home. For instance you can control lighting in the living room, audio and lighting in the dining room, or multiple functions throughout your home.



What is your budget?


A benefit of the Wiser Home Control system is that the control functions can be easily modified or added, to suit your requirements as they change. The cost of a Wiser Home Control system is determined by the areas and functions you wish to control, as well as how you want to control them. If you are interested in a home automation solution designed for your home and your family's needs you can speak to a Schneider Electric Wiser Approved Installer.

The limitless possibilities that open up...



Remote Monitoring and Control

- Security system armed.
- Lights turn on to deter intruders.
- Priority email sent to home owners.
- Web cameras can be checked by internet or mobile phone.
- Lights can be turned off.
- Alarm can be reset.



TV Scene

- Lights slowly fade down.
- Curtains close.
- Flat screen TV turns on.
- Media Centre and surround sound system power up.

Party Scene

- Music turns on in the family room, kitchen and patio.
- 'Party' play list starts playing on the MP3 player.
- Garden lights and water feature turn on.
- Ceiling fans turn on above outdoor dining table.
- Spa heater and pool pump start.

Goodnight Scene


- Lights off.
- Blinds and curtains close.
- Standby devices off (e.g. TVs, DVD players, etc).
- AV and music off.
- Security on night mode.
- Air-conditioner off or set back.

Good Morning Scene

- Bed lamp fades up.
- Music fades up.
- Blinds open.
- Security disarmed.
- Air-conditioner on (if required).

Vacation Scene

- Lights and appliances turn off.
- Curtains close.
- Security armed.
- Automatic events to give house a 'lived in' look:
 - Lights on and off
 - Music on and off
 - Curtains open and closed
 - TV on and off.



...when you are fully connected



Intermission Scene

- Pause the movie.
- Fade up the lamp.
- Turn on the kitchen lights.
- Adjust the air-conditioner temperature.
- Check web cameras or video door entry.
- Press 'Resume' and the lights fade and the movie starts again.

Dining Scene

- Dims the lights over the dining table.
- Turns on the Multi-Room Audio system.
- Selects some cool jazz from the MP3 player.
- Closes the blinds.

Goodbye Scene

- Lights off.
- Lamps off.
- Standby devices turn off (e.g. TVs, washing machines, etc).
- Air-conditioner off.
- Music-off.
- Security armed.

Electrical made easy

- > What to think about
- > How to make it happen



What to think about:

- 1 Choose a range to suit your style
- 2 Maximise simple energy-saving devices
- 3 Safety & protection
- 4 Connect your home making it smarter



Specify the requirements you want with:

- > Your architect or designer or interior decorator and/or;
- > Your building company who will engage the electrician and/or;
- > Directly with the electrician.

How to make it happen will vary depending whether you are engaging with a design professional, engaging with a building company, or project managing yourself.

> The choice is yours

Electrical Solutions Checklist

Use this chart to select what you want
and provide to your designer or installer



ROOM BY ROOM HINTS AND NOTES

Kitchen

- ☐ Motion sensors for pantry
 - ☐ Plate style to match appliances
 - ☐ Four-way socket outlets
 - ☐ Pop-up socket for bench or pantry
-

Bathroom/En-suite

- ☐ Timer on towel rail and fans
 - ☐ Sensors for lighting
 - ☐ Waterproof switches in wet areas
-

Living room

- ☐ Dimmers to set the scene
 - ☐ AV connections and surge protection to future proof and protect equipment
-

Dining room

- ☐ Ceiling speakers for background music
 - ☐ Connections for phone, PC, TV
 - ☐ Mood lighting
-

Bedroom

- ☐ Light, power, phone connections near the bed
 - ☐ Sensors for walk-in-robos and kids rooms
 - ☐ 2-way switching to control lighting from different locations
-

Office/Study

- ☐ Plan where data, HDMI, USB outlets should go
 - ☐ Surge protected outlets for electronics
 - ☐ Plan for future data, TV, audio
-

Hallway/Stairway

- ☐ Sensors for main lighting
 - ☐ Sensors on a timer night circuit for low level lighting
 - ☐ Back-lit switches to locate in dark
-

Outside

- ☐ Weatherproof outdoor socket outlets should be considered for each side
 - ☐ Sunset switches and motion sensors for security lighting
-

Laundry

- ☐ Extra power outlets for iron
 - ☐ Waterproof switches in wet areas
 - ☐ RCD sockets for retrofit
-

Garage/Workshop

- ☐ Power sockets for door opener, fridge or freezer
 - ☐ Four-way socket outlets for work area
 - ☐ RCD protected for electric shock
-



ELECTRICAL SOLUTIONS CHECKLIST

MATCH YOUR STYLE

☐ Saturn

List your colour/finish:



☐ Saturn Horizon

List your colour/finish:



☐ Saturn OneTouch™

List your colour/finish:



☐ Strato 800 Series™

List your colour/finish:



☐ Modena 800 Series™

List your colour/finish:



☐ Metal Plate Series

List your colour/finish:



☐ Slimline® Series

List your colour/finish:



☐ 600 Series

List your colour/finish:



☐ Classic C2000 Series

List your colour/finish:



ENERGY EFFICIENCY

☐ Timer switch

Where:



☐ Light dimmer

Where:



☐ Indoor sensor

Where:



☐ Sunset switch

Where:



☐ Energy monitor



Match your style

If you desire to mix and match

By room:

Kitchen _____

Living _____

Bathroom _____

Dining _____

Bedrooms _____

Office/Study _____

Hallway/Stairs _____

Laundry _____

Garage/workshop _____

Other _____

ELECTRICAL SOLUTIONS CHECKLIST

ELECTRICAL SAFETY

☐ Surge protection



☐ In- & out-door sensor



☐ Emergency lighting



☐ Outdoor range



☐ Smoke alarm



☐ Waterproof switch



☐ Safety switch



☐ Safety socket




☐ Thermal trip socket



THE SMART HOME

☐ Home network



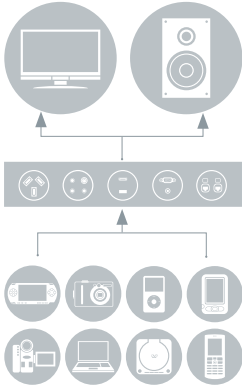
☐ Multi room audio

Where:



☐ Epic organiser

Where:



☐ Wiser home control

Where:



Make the most of your energy



CUSTOMER
CARE CENTRE
0800 652 999

WEBSITE
schneider-electric.com/nz

Or discuss with your
electrical contractor

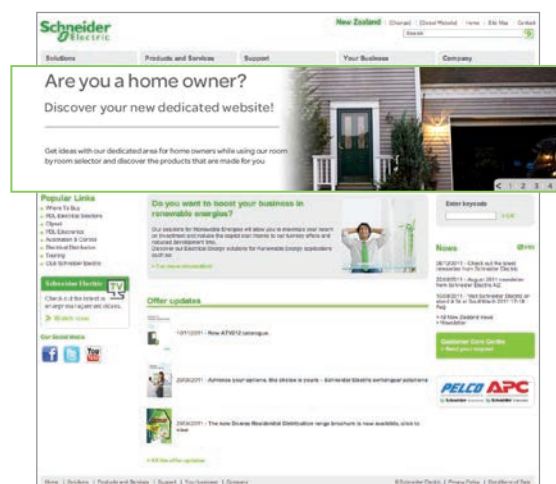
Schneider Electric Websites

www.schneider-electric.com/nz

A few clicks is all it takes to easily find products and solutions
The features in this site include:

- > Information on our energy efficiency programs
- > Email our Customer Care Centre directly from the site with any questions you have.
- > Regular updates on new offers, solutions and regulation changes
- > You can also link through to our residential offer sites (www.pdl.co.nz and www.clipsal.co.nz) where you will find the latest news and information in electrical solutions and where you can download our product brochures

These sites are continually developed to provide you with the very best electrical industry information



Schneider Electric products are available through electrical wholesalers New Zealand wide.

© 2014 Schneider Electric. As standards, specifications and designs change from time to time, always ask for confirmation of the information given in this publication.

Schneider Electric (NZ) Ltd.

38 Business Parade South, East Tamaki, Manukau 2013
PO Box 259370, Botany, Manukau 2163

www.schneider-electric.com/nz

Tel: +64 9 829 0490
Fax: +64 9 829 0491
Customer Care: 0800 652 999
Email: sales@nz.schneider-electric.com

